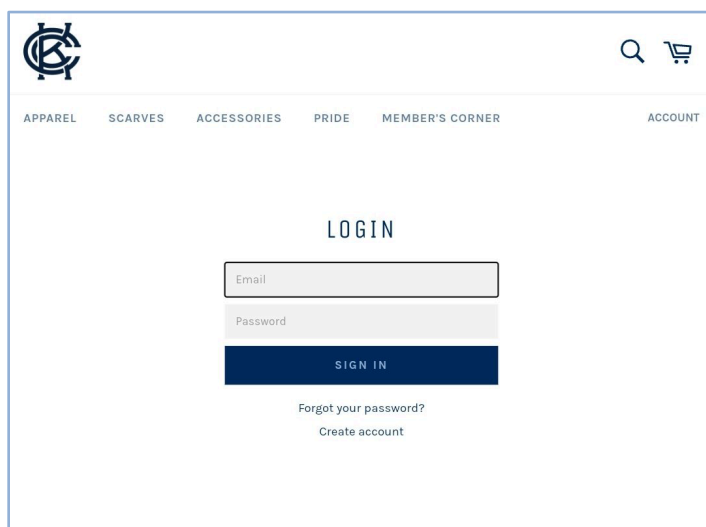


# 2023 CAULDRON MEMBERSHIP PROCESS

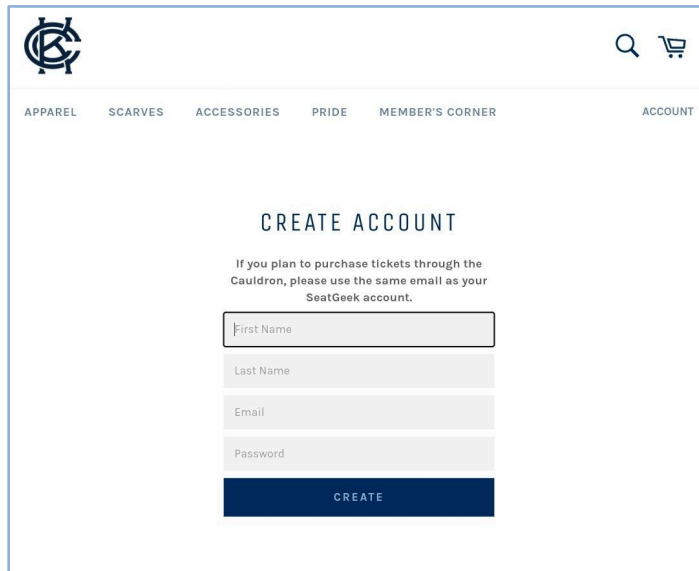
1. Go to <https://kccauldron.myshopify.com> and click "ACCOUNT."



2. Next click "CREATE ACCOUNT."  
Everyone new or renewing must do this step, your old login will not work.



3. Input all of your info and click "CREATE."  
*\*the email you use must match your SeatGeek account if you plan to purchase tickets through us\**



APPAREL SCARVES ACCESSORIES PRIDE MEMBER'S CORNER ACCOUNT

## CREATE ACCOUNT

If you plan to purchase tickets through the Cauldron, please use the same email as your SeatGeek account.

First Name

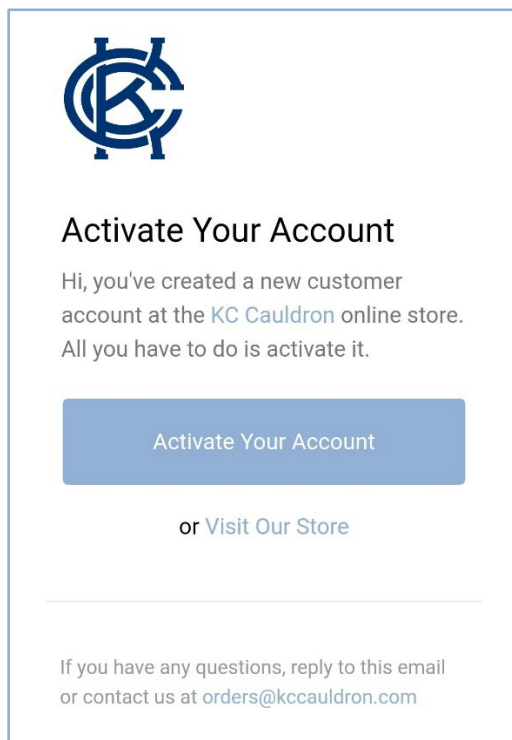
Last Name

Email


Password

CREATE


4. After this, you will receive an email from us to verify your email address. Click "ACTIVATE YOUR ACCOUNT."



5. Now it's time to purchase your membership!  
Return to the store: <https://kccauldron.myshopify.com>
6. Login using your new credentials.
7. Then, from the home screen. click "JOIN NOW" in the 2023 Cauldron Membership box.



- Be sure to read all of the information on the sales page.  
Then, add 1 membership to your cart and checkout.  
\*limit 1 per account\*  
\*\*members scarf sold separately\*\*



- Once your purchase is complete you will receive both an order confirmation email and a Welcome email from us.